

Rupali Bank Ltd.
Central Accounts Division,
Head Office, Dhaka

Highlights on the Overall Activities of the Bank
As on December 31, 2010


Figure in Crore (Except %)

Sl.	Particulars	2010 Taka	2009 Taka
1	Paid Up Capital	125.00	125.00
2	Total Capital (Core + Supplementary)	1,055.28	(712.68)
3	Surplus / (Shortage) of Capital	52.66	(1,278.99)
4	Total Assets	12,443.45	8,758.01
5	Total Deposits	9,112.38	7,380.34
6	Total Loans & Advances	6,604.90	5,234.42
7	Total Contingent Liabilities and Commitments	8,169.59	3,153.62
8	Ratio of Loans and Deposits	72.48%	70.82%
9	Ratio of Classified Loan against Total Loans and Advances	11.96%	20.91%
10	Profit / Loss before tax & provision	244.68	209.87
11	Profit / Loss after tax & provision	60.03	166.85
12	Classified Loans for the year	790.27	1,094.41
13	Provision Kept against classified Loans	473.59	775.79
14	Provision kept against Loans & Advances including off B.S. item	617.28	852.86
15	Provision Surplus / (Deficit)	13.98	174.41
16	Cost of Fund	6.96%	7.20%
17	Interest Earning Assets	7,975.20	6,125.72
18	Non Interest Bearing Assets	4,468.25	2,632.29
19	Return on Investment (ROI)	11.22%	10.90%
20	Return on Assets (ROA)	1.15%	1.17%
21	Total Income from Investment	176.28	155.90
22	Earning Per Share	48.02	133.48
23	Profit Per Share (Before Provisions)	195.75	167.90
24	Price Earning Ratio (Times)	36.15	10.71

Credit Rating information:

Rating	2009	2008
Long term	BB ₃	BB ₃
Short-term	ST ₃	ST ₃
National support	AAA	AAA


 (Gazi Md. Amir Hossain)
 Deputy General Manager


 (Sultana Nasira)
 Asst. General Manager

RUPALI BANK LIMITED

Balance Sheet


As at December 31, 2010


Property & Assets	Notes	2010 Taka	2009 Taka
Cash	3		
Cash in hand (Including Foreign Currencies)		1,458,862,759	1,370,642,112
Balance with Bangladesh Bank & Sonali Bank (Including Foreign Currencies)		6,083,778,114	3,915,764,720
		7,542,640,873	5,286,406,832
Balance with other Banks & Financial Institutions	4		
In Bangladesh		2,373,500,000	1,854,100,000
Out side Bangladesh		315,023,347	215,576,457
		2,688,523,347	2,069,676,457
Money at Call on Short Notice	5	3,200,000,000	3,700,000,000
Investments	6		
Government		14,449,701,994	13,633,834,449
Others		1,267,492,727	669,169,955
		15,717,194,721	14,303,004,404
Loans & Advances	7		
Loans, Cash Credits, Overdrafts etc.		61,082,086,481	50,078,178,046
Bill discounted and Purchased		4,966,879,658	2,265,993,144
		66,048,966,139	52,344,171,190
Primises and Fixed Assets	8	9,520,746,146	2,332,537,980
Other Assets	9	19,716,430,319	7,755,650,032
Non-Banking Assets	10	-	-
Total Assets		124,434,501,546	87,791,446,895
Capital & Liabilities			
Liabilities			
Borrowing from other banks and financial institutions and agents	11	269,497,245	337,206,339
Deposits and Other accounts	12		
Current and other contingency accounts		14,276,520,569	10,765,644,127
Bills Payable		1,296,682,408	923,634,239
Savings Deposit		33,243,580,223	29,450,363,670
Fixed Deposits		42,306,971,817	32,663,795,152
		91,123,755,017	73,803,437,188
Other Liabilities	13	18,889,771,623	19,232,576,344
		110,013,526,640	93,036,013,532
Total Liabilities		110,283,023,885	93,373,219,871
Capital & Shareholders Equity			
Paid up Capital	14	1,250,000,000	1,250,000,000
Share Money deposit	15	74,953,800	74,953,800
Gain on sale of Assets of Karachi branch	16	335,562,500	335,562,500
Statutory reserve	17	1,535,376,752	1,250,231,061
Other reserves	18	10,640,438,287	3,594,213,893
Balance of Profit and Loss Account	19	315,146,322	(12,086,734,230)
Total Shareholders Equity		14,151,477,661	(5,581,772,976)
Total Liabilities & Shareholders equity		124,434,501,546	87,791,446,895




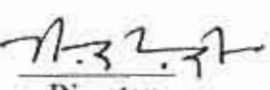
	Notes	2010 Taka	2009 Taka
Off Balance Sheet Items	20		
Contra Accounts:			
Contingent Liabilities		3,279,362,486	3,279,362,486
Letter of Guarantee		1,956,738,735	2,033,228,291
Letter of Credit		75,614,621,427	27,377,589,811
Bills for collection		4,123,323,071	2,124,120,273
Other contingent Liability (DC Notes)		1,263,561	1,263,561
Total other contingent		<u>81,695,946,794</u>	<u>31,536,201,936</u>
Other Commitments		-	-
Total Contingent Liabilities		<u>81,695,946,794</u>	<u>31,536,201,936</u>


The annexed notes form an integral part of the balance sheet.

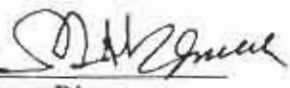

 Managing Director



 Director



 Director

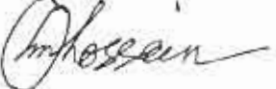

 Director



 Director

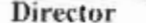

 Director



 Director


 Director


 Director


 Director


 Director


 Chairman

This is the balance sheet referred to in our report of even date.

Date: March 20, 2011
Dhaka

AHMAD & AKHTAR
Chartered Accountants



G. KIBRIA & CO.
Chartered Accountants




Rupali Bank Limited
Profit & Loss Account
For the year ended December 31, 2010


<u>Particulars</u>	<u>Notes</u>	<u>2010</u> <u>Taka</u>	<u>2009</u> <u>Taka</u>
Interest Income	21	5,552,622,912	4,978,543,342
Less-Interest Paid on Deposits & Borrowings etc.	22	3,463,821,453	3,238,758,184
Net Interest Income		2,088,801,459	1,739,785,158
Interest from Investment	23	1,762,760,524	1,558,950,825
Commission, Exchange, Service Charges etc.	24	923,724,156	719,318,902
Other Operating Income	25	14,532,896	2,941,081
Total Operating Income (i)		4,789,819,035	4,020,995,966
Salary & Allowance	26	1,626,272,273	1,390,433,790
Managing Director's Fee		527,860	364,020
Directors Fee		1,611,000	908,000
Rent, Taxes, Insurance, Electricity Etc.	27	144,957,187	132,432,004
Legal Expenses		2,144,748	658,967
Postage, Stamp, Telegram & Telephone	28	11,234,992	9,085,384
Audit Fee	29	515,000	500,000
Stationery, Printing, Advertisement etc.	30	36,928,583	33,832,079
Loss/Expenses for bad loan		-	-
Depreciation and Repairs to Bank's Property	31	69,043,052	54,106,664
Other Expenses	32	449,730,375	299,962,741
Total Operating Expenses (ii)		2,342,965,070	1,922,283,649
A) Profit/(loss) before provision (i-ii)		2,446,853,965	2,098,712,317
Transferred to Income	33	-	-
B) Total		2,446,853,965	2,098,712,317
C) Provision for:			
Loans and Advances	34	-	-
Off Balance sheet Items	35	-	1,744,000
Other Assets	36	-	24,869,092
Other Provision	37	1,021,125,510	403,609,903
Total Provision		1,021,125,510	430,222,995
D) Total Profit / (Loss) Before Tax (B - C)		1,425,728,455	1,668,489,322
E) Provision for Tax	37.01	825,436,442	-
F) Total Profit/ (Loss) After Tax (D - E)		600,292,013	1,668,489,322




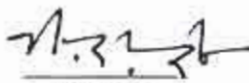
	Notes	2010 Taka	2009 Taka
Appropriations:			
Statutory Reserve		285,145,691	333,697,864
General Reserve	38	-	500,000,000
Total		285,145,691	833,697,864
Retained earnings		315,146,322	834,791,458
Earning per share	39	48.02	133.48

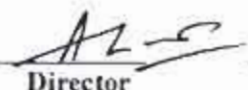
The annexed notes form an integral part of the profit and loss account.

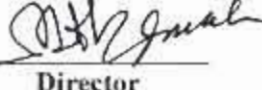

 Managing Director



 Director



 Director

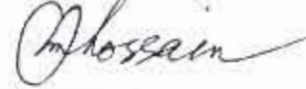

 Director

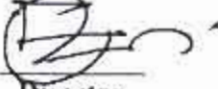

 Director



 Director



 Director


 Director


 Director


 Director


 Director


 Chairman

This is the profit and loss account referred to in our report of even date.

Date: March 20, 2011
Dhaka

AHMAD & AKHTAR
Chartered Accountants



G. Kibria & Co.
G.KIBRIA & CO.
Chartered Accountants





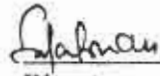
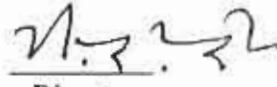
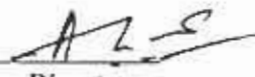



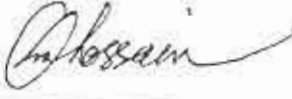



Rupali Bank Ltd.
Cash Flow Statement
For the Year Ended December 31, 2010

<u>Particulars</u>	Note	2010 Taka	2009 Taka
A) Cash flows from operating activities:			
Interest Received in cash		6,722,079,912	6,151,202,600
Interest Paid		(3,114,087,366)	(3,238,758,184)
Cash received from profit/ Dividend		28,211,232	5,080,727
Fees, Commissions, Exchange & service charges receipts		687,167,324	701,879,827
Received from Written Off Loan		275,100,000	353,500,000
Cash paid to employees		(1,626,800,133)	(1,390,797,810)
Cash paid to suppliers		(193,120,762)	(157,910,392)
Income tax paid		-	-
Received from other operating activities		14,532,896	2,941,081
Paid to other operating activities		(450,515,710)	(302,029,708)
Operating profit before changes in operating assets and liabilities		2,342,567,393	2,125,108,141
Increase/Decrease in Operating Assets & Liabilities:			
Statutory Deposit		-	-
Purchase/Sales Trading Security		-	(2,600,000,000)
Loans and advances to other banks		-	-
Loans and advances to customers		(15,425,585,171)	(3,314,135,089)
Increase / decrease of Other assets		89,507,395	(897,683,382)
Increase / decrease of deposit (from other Banks)		64,945,000	59,929,000
Customers deposits		16,772,981,453	2,606,163,422
Other liabilities to customers Accounts		-	-
Other reserves		-	-
Trading liabilities		-	-
Other liabilities		(312,999,967)	(230,733,298)
Net increase in operating liabilities		1,188,848,710	(4,376,459,347)
Net Cash flows from operating activities		3,531,416,103	(2,251,351,206)
B) Cash flows from investments			
Proceeds from Security Sold		47,405,000	3,307,883,647
Payment for Security purchased		(1,038,249,725)	(1,532,046,168)
Adjusted money for fixed assets		-	57,694
Assets installations and machinery purchased / sold		(158,271,560)	(63,032,495)
Subsidiary purchased & Sold		-	-
Net cash flows from investments		(1,149,116,285)	1,712,862,678



Note	2010 Taka	2009 Taka
C) Cash flows from financial activities:		
Paid to loans & debt. Securities	(6,834,412)	(6,834,412)
Ordinary Share issue		-
Divident paid		-
Increase/Decrease of other reserve		-
Cash flows from financial activities	(6,834,412)	(6,834,412)
D) Net increase/Decrease in cash (A+B+C)	2,375,465,406	(545,322,940)
E) Cash and cash equivalents at beginning of the year	40 11,065,806,614	11,611,129,554
F) Cash and cash equivalents at end of the year	41 13,441,272,020	11,065,806,614

The annexed notes form an integral part of the cash flow statements.

 Managing Director	 Director	 Director	 Director
 Director	 Director	 Director	 Director
 Director	 Director	 Director	
	 Chairman		

This is the cash flow statement referred to in our report of even date.

Date: March 20, 2011
Dhaka


AHMAD & AKHTAR
Chartered Accountants
aa



G.KIBRIA & CO.
Chartered Accountants




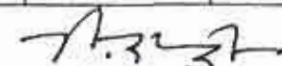
RUPALI BANK LIMITED
Statement of Changes in Equity
For the Year Ended 31 December 2010


Particulars	Paid Up capital	Share Money Deposit	Statutory Reserve	Other Reserves	Revaluation Reserve, /gain/loss		Retained Earnings	Total (Tk.)
					Properties	Investment		
Balance as at 1st January-10	1,250,000,000	74,953,800	1,250,231,061	513,298,170	2,145,561,118	1,270,917,105	(12,086,734,230)	(5,581,772,976)
Restated Balance as per Change in accounting rules	-	-	-	-	-	-	-	-
Restated Balance as at 1st January-10	1,250,000,000	74,953,800	1,250,231,061	513,298,170	2,145,561,118	1,270,917,105	(12,086,734,230)	(5,581,772,976)
(Cumulative Loss Transferred to Goodwill)	-	-	-	-	-	-	12,086,734,230	12,086,734,230
Surplus / deficit on account of revaluation of properties / Assets	-	-	-	-	7,104,109,323	-	-	7,104,109,323
Surplus / deficit on revaluation of investment (HFT)	-	-	-	-	-	(57,884,929)	-	(57,884,929)
Net Profit during the year	-	-	285,145,691	-	-	-	315,146,322	600,292,013
Balance as at 31st December - 2010	1,250,000,000	74,953,800	1,535,376,752	513,298,170	9,249,670,441	1,213,032,176	315,146,322	14,151,477,661
Balance as at 31 December-2009	1,250,000,000	74,953,800	1,250,231,061	513,298,170	2,145,561,118	1,270,917,105	(12,086,734,230)	(5,581,772,976)


Managing Director



Director



Director


Director


Director


Director


Director


Chairman


Director

Director

This is the statement of changes in equity referred to in our report of even date.

Date: March 20, 2011
Dhaka


AHMAD & AKHTAR
Chartered Accountants
aa




G. KIBRIA & CO.
Chartered Accountants


RUPALI BANK LIMITED
Liquidity Statement
(Maturity Analysis of Assets & Liabilities)
As on December 31, 2010

Particulars	Upto 01 Month (Tk.)	01 to 03 Month (Tk.)	03 to 12 Month (Tk.)	01 to 05 Years (Tk.)	More than 05 years (Tk.)	Total (Tk.)
Assets						
Cash in hand	7,542,640,873	-	-	-	-	7,542,640,873
Balance with other banks and financial institutions	808,966,673	256,056,674	1,400,000,000	223,500,000	-	2,688,523,347
Money at call on short notice	3,200,000,000	-	-	-	-	3,200,000,000
Investment	10,107,800	835,638,595	426,600,000	550,000,000	13,894,848,327	15,717,194,722
Loans and advances	9,787,503,021	9,546,706,403	20,977,421,607	7,444,462,100	18,292,873,008	66,048,966,139
Fixed assets (including premises, furniture and fixture)	-	-	-	-	9,520,746,146	9,520,746,146
Other assets	651,624,899	778,326,331	595,688,596	12,156,734,230	5,534,056,263	19,716,430,319
Non banking assets	-	-	-	-	-	-
Total assets	22,000,843,266	11,416,728,003	23,399,710,203	20,374,696,330	47,242,523,744	124,434,501,546
Liabilities						
Borrowing from Bangladesh bank, other banks, Financial institutions and agents	116,250,800	143,612,036	6,834,412	2,799,997	-	269,497,245
Deposit accounts	21,026,373,849	9,382,796,019	17,490,105,247	16,950,703,069	26,273,776,833	91,123,755,017
Provision & Other Liab.	321,497,748	324,158,073	2,368,732,233	2,235,760,828	13,639,622,741	18,889,771,623
Total Liabilities	21,464,122,397	9,850,566,128	19,865,671,892	19,189,263,894	39,913,399,574	110,283,023,885
Net Liquidity Gap	536,720,869	1,566,161,875	3,534,038,311	1,185,432,436	7,329,124,170	14,151,477,661

Managing Director

Director

Director

Director

Director

Director

Director

Director

Director

Director

Director

Chairman

This is the Liquidity Statement referred to in our report of even date.

Date: March 20, 2011
Dhaka

AHMAD & AKHTAR
Chartered Accountants

Dhaka



G. KIBRIA & CO.
Chartered Accountants

